

At Crayola, our mission is to help families and educators raise creatively alive children. These at-home activities infuse creativity in learning and empower children with the colorful tools that bring their imaginations to life.

Support Reading Comprehension




Story Surprises

Stories spark listeners' curiosity and help children to understand the difference between fiction and non-fiction. In this activity, children will illustrate familiar stories and modify those stories by drawing different characters, settings, or plot actions to show how a familiar story can be changed. "Story Surprises" can be used to playfully explore or factually expand or extend any story—a personal adventure or classic folk tale.



Link: <https://qrco.de/story-surprises>



Link: <https://qrco.de/what-happened-next>



What Happened Next?

Sequencing helps children understand the main idea of a story and how changing the order can change the meaning and the outcome. In this activity, children will illustrate a sequence of events in a story and organize them in ways that either follow or change the plot. "What Happened Next?" helps children make connections to everyday activities then create funny stories about backwards sequencing.




If I Was There

Stories that are personally relevant help children understand the difference between fact and fiction. In this activity, children will create figurines to represent themselves and illustrate scenes from a story as they imagine, "What if I was there?" This activity encourages children to make connections between their art, stories, and personal experiences.



Link: <https://qrco.de/if-i-was-there>



Link: <https://qrco.de/do-you-see-what-i-hear>



Do You See What I Hear?

Understanding stories involves listening and visualizing. In this activity, children will create illustrations based on a story they have heard or read. "Do You See What I Hear?" helps children make connections between story sketching and other personal experiences where people heard or saw things differently.



Education


Each video activity inspires children to create, present, respond, and connect as they learn.

Build Social and Emotional Skills



Everyone Has Feelings

Children build social and emotional skills by identifying what other people feel and recognizing feelings in themselves. In this activity, children will create a book that will illustrate a variety of feelings. When sharing their illustrated books, they connect written words with pictures and see how both convey meaning.



Link: <https://qrco.de/everyone-has-feelings>



Link: <https://qrco.de/best-of-me>



Best of Me

When children draw upon their strengths, they see the many ways in which their personalities shine. In this activity, children will create illustrations about how they interact with others. Showing their best self in many situations develops self-awareness and confidence.



Buddies Keep Me Company

Traveling in pairs can be double the fun! In this activity, family members will create and trade buddies to learn how to see situations from others' points of view. Children learn more about emotions by seeing situations from others' perspectives and by sharing experiences—real or imaginary.



Link: <https://qrco.de/buddies-keep-me-company>



Link: <https://qrco.de/gifts-of-kindness>



Gifts of Kindness

In this activity, children will sketch kindness gifts then wrap them in homemade wrapping paper that fits the theme of the notes inside. Children learn important social skills when they connect feelings and behaviors with taking responsibility and helping others. They also learn that kindness is a gift to give and receive.



Education

Let's Reimagine Learning Together

For more Creative Learning resources, visit Crayola.com/Education

@CrayolaEducation:  